

---

## Capital Markets Advisory Committee

Date **9 March 2023**

Project **Primary Financial Statements**

Topic **Effects analysis, transition period and effective date**

Contacts **Yoshiki Kashioka** ([yoshiki.kashioka@ifrs.org](mailto:yoshiki.kashioka@ifrs.org))  
**Roanne Hasegawa** ([rhasegawa@ifrs.org](mailto:rhasegawa@ifrs.org))

This paper has been prepared for discussion at a public meeting of the Capital Markets Advisory Committee (CMAC). This paper does not represent the views of the International Accounting Standards Board (IASB) or any individual IASB member. Any comments in the paper do not purport to set out what would be an acceptable or unacceptable application of IFRS® Accounting Standards. The IASB's technical decisions are made in public and are reported in the IASB *Update*.

---

## Purpose of this session

The purpose of this session is:

- to update CMAC members on the primary financial statements project (slides 4–6);
- to obtain input from CMAC members:
  1. on the factors the IASB should consider in determining the transition period and effective date of the forthcoming IFRS Accounting Standard *General Presentation and Disclosures* (slides 7–9); and
  2. to understand the expected benefits and costs for users of the forthcoming IFRS Accounting Standard to help develop the Effects Analysis that will be published with the Accounting Standard (slides 14–19).

The appendix contains an overview of the key proposals (slides 20–38).

*At the joint meeting of the CMAC and GPF on 15–16 June 2023 we plan to discuss the illustrative examples which will be included in the forthcoming IFRS Accounting Standard*

---

## Questions for CMAC members

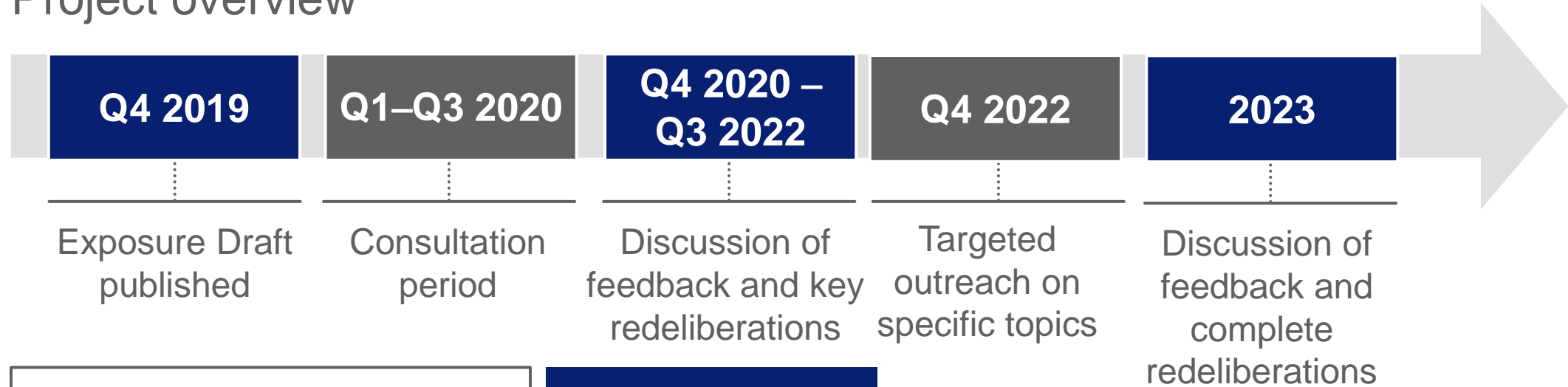
1. Do you have any comments on the expected overall benefits and costs to users shown on slide 15 and the expected benefits to users of the three key proposals on:
  - a. Subtotals (Slide 16)
  - b. Management performance measures (Slide 17)
  - c. Disaggregation (Slide 18)?
2. Do you have any comments on the expected benefits and the additional benefits that we are developing for digital reporting on slide 19?
3. For which proposals do you need comparative information in the first year of application in order to obtain the full benefits from the proposal?

---

# Overview of the Primary Financial Statements Project



## Project overview






### Objective

- Improve communication in financial statements
- Focus on information included in the statement of profit or loss

### Main proposals

- 1 Require additional **defined subtotals** in statement of profit or loss
- 2 Require disclosures about **management performance measures**
- 3 Strengthen requirements for **disaggregating information**

## Overview of feedback from targeted outreach conducted in Q4 2022

<p><b>Overall comments</b></p>	<ul style="list-style-type: none"> <li>• Most supported the direction of the redeliberations and would like to see the project completed as soon as possible</li> </ul>
<p><b>Subtotals and categories</b></p>	<ul style="list-style-type: none"> <li>• Most agreed with the revised approach for classifying income and expenses in the financing category but requested additional guidance</li> <li>• Some disagreed with classifying income and expenses from associates and joint ventures accounted for using the equity method in the investing category</li> </ul> 
<p><b>Management performance measures (MPMs)</b></p>	<ul style="list-style-type: none"> <li>• Many supported the rebuttable presumption in the definition of MPMs (see slide 32) but requested additional guidance</li> <li>• Many supported the simplified tax calculation for reconciling items but some challenged the usefulness of the information or expressed concerns about the cost of the proposal</li> </ul> 
<p><b>Disaggregation</b></p>	<ul style="list-style-type: none"> <li>• Most agreed with the revised proposal to disclose the amounts of depreciation, amortisation and employee benefits included in each line item</li> <li>• Some supported adding impairments and write-downs of inventory to the revised proposal</li> </ul> 

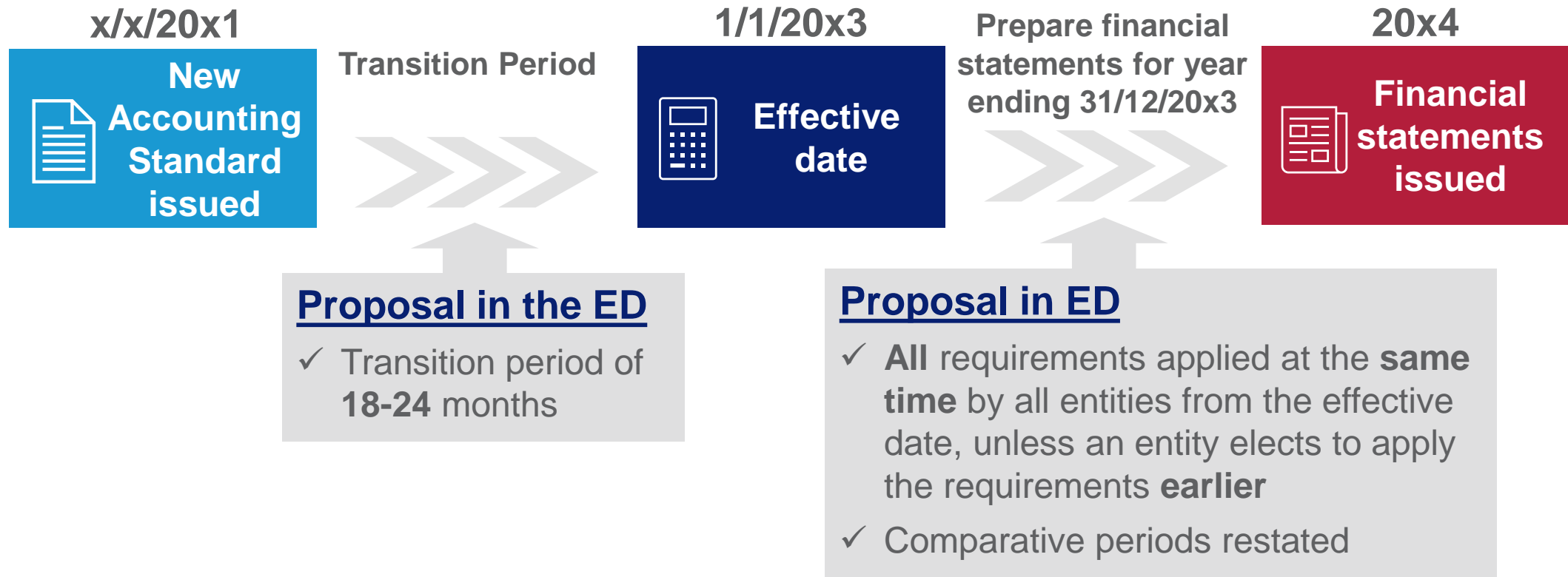
 *Feedback that will be considered at a future IASB meeting*

---

## Transition period and effective date



## Transition and effective date






---

## Transition and effective date

- The mandatory effective date is set so that jurisdictions have sufficient time to incorporate the new requirements into their legal systems and those applying the Accounting Standards has sufficient time to prepare for the new requirements.
- The Exposure Draft proposed to require entities to apply the forthcoming Accounting Standard after a transition period of 18-24 months from the date of publication with retrospective application.
- Factors considered by the IASB when making this proposal were:
  - ✓ the proposals affect presentation and disclosure and should be more straightforward to implement than changes affecting recognition and measurement; and
  - ✓ entities would not need to consider periods before the start of the earliest comparative period so restatement of comparatives should be relatively straightforward.

---

## Overview of the Effects Analysis



---

## What is an Effects Analysis?

- The IASB publishes a separate effects analysis report when a major new IFRS Accounting Standard is issued. The Due Process Handbook requires the IASB to assess:

the likely costs of implementing new requirements\*

the likely ongoing associated costs and benefits\*

(the costs and benefits are collectively referred to as effects)

The effects are assessed by the IASB...

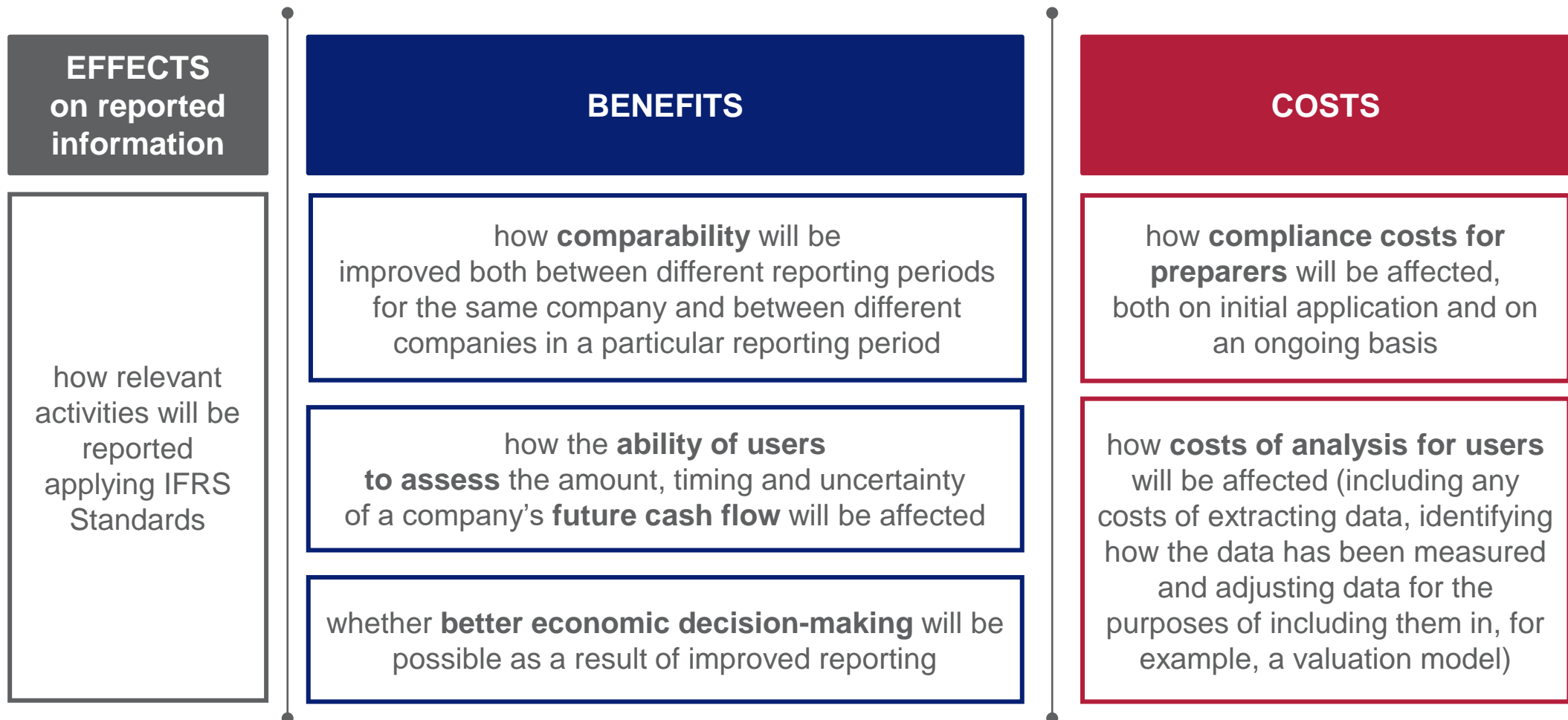
in the light of its objective of reporting transparency

in comparison to existing requirements

throughout the development of a new or amended Accounting Standard

\*Initial and ongoing costs and benefits are likely to affect different stakeholders in different ways

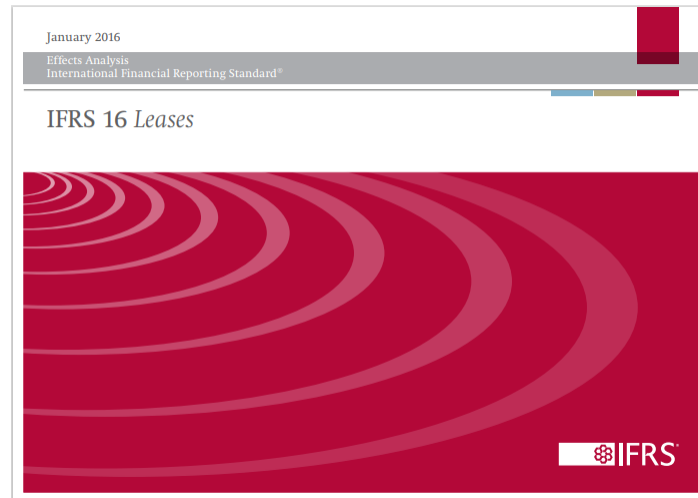
## Examples of information included in an Effects Analysis



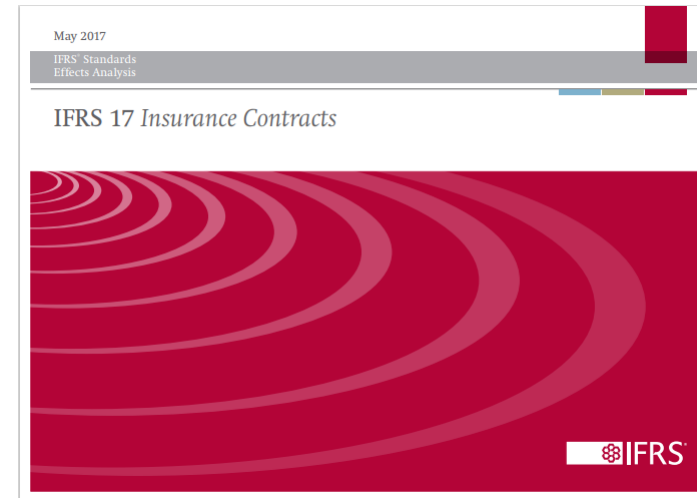
---

## Effects Analysis on other IFRS Accounting Standards

### IFRS 16 *Leases* ([LINK](#))




### IFRS 17 *Insurance Contracts* ([LINK](#))



Effects Analysis is a key tool used by the IASB as part of implementation support activities to help stakeholders get ready for implementation.

---

## Effects Analysis on the forthcoming IFRS Accounting Standard



---

## Overall expected benefits and costs for users

### Benefits

- Provide additional relevant information
- Improve comparability across entities and between periods for an entity
- Improve transparency of information about management-defined performance measures

### Costs

- Mostly initial implementation costs required to adjust models and analysis methods to the new structure of the primary financial statements and additional information provided

## Benefits to users of proposals related to subtotals


Requirements	Likely benefits
Present defined operating profit or loss subtotal	<ul style="list-style-type: none"> <li>• Provide users with relevant information about an entity’s financial performance.</li> <li>• Enable users to compare results from main business activities of entities in the same industry and of entities in different industries</li> </ul>
Present profit or loss before financing and income taxes subtotal	<ul style="list-style-type: none"> <li>• Provide users with relevant information about an entity’s financial performance.</li> <li>• Enable users to compare the performance of entities before the effect of financing.</li> </ul>
Require separate information about income and expenses from investments	<ul style="list-style-type: none"> <li>• Provide users with relevant information for their analysis.</li> </ul>
Present results from associates and joint ventures accounted for using the equity method in a single location	<ul style="list-style-type: none"> <li>• Enhance comparability of financial performance across companies by reducing diversity in presentation</li> </ul>



## Benefits to users of proposals related to management performance measures

Requirements	Likely benefits
Disclosure on MPMs (including reconciliation with defined subtotal) in financial statements	<ul style="list-style-type: none"> <li>• Increase the transparency about these measures and improve the discipline with which these measures are provided.</li> </ul>
Introduce rebuttable presumption for MPMs	<ul style="list-style-type: none"> <li>• Enable users to focus on the measures which management considers as important and relevant for the entity</li> </ul>
Disclose tax effect and NCI on individual reconciling items	<ul style="list-style-type: none"> <li>• Enable users to make their own adjustments to MPMs and calculate EPS on their adjusted measures</li> </ul>
Provide sufficient information to understand the reasons for, and the effect of, the change of MPMs when changing the calculation of MPMs	<ul style="list-style-type: none"> <li>• Improve the comparability of information from period to period for an individual entity.</li> </ul>

## Benefits to users of the proposals related to disaggregation

Requirements	Likely benefits
General disaggregation requirements	<ul style="list-style-type: none"> <li>• Primary financial statements that provide an understandable overview</li> <li>• Better disaggregation of information in primary financial statements and in the notes</li> </ul>
Aggregating items and using meaningful labels	<ul style="list-style-type: none"> <li>• More meaningful labels used to describe items</li> <li>• Reduction in items labeled as ‘other’</li> </ul>
Disclose the amounts of depreciation, amortisation and employee benefits included in each function line item in the statement of profit or loss 	<ul style="list-style-type: none"> <li>• Linkage between information provide in the primary financial statements and in the notes</li> </ul>



The IASB tentatively decided to withdraw the proposal to disclose unusual income and expenses. However, the loss of information can be mitigated by (i) disclosure of management performance measures and (ii) the general requirement to disaggregate amounts (when information about the disaggregated amounts is material)

 *Aspects of proposal to be redeliberated in a future IASB meeting*

---

## Benefits for digital reporting

### Likely benefits from the proposals as of today

- **Some proposals** are likely to provide similar benefits to paper-based and digital users (thus reducing the cost of obtaining information for digital users), for example:
  - ✓ comparability of defined subtotals (such as operating profit or loss)
  - ✓ disclosures on management performance measures (included in financial statements, thus more likely to be tagged)

### Additional benefits that we are developing

- **Other proposals** are not likely to provide similar benefits to paper-based and digital users without further development. For example, proposals that will improve how information is communicated – focussing in particular on providing users with a better understanding of ‘relationships’:
  - ✓ relationships between items presented in primary financial statements; and
  - ✓ relationships between items presented in primary financial statements and items disclosed in notes

We are exploring modelling approaches to IFRS Accounting Taxonomy that could facilitate digital users in consuming information (specifically with regard to ‘relationship information’)

---

## Appendix – Key proposals



# Statement of profit of loss

Revenue  
 Other income  
 Changes in inventories of finished goods and work in progress  
 Raw materials used  
 Employee benefits  
 Depreciation  
 Amortisation

**Operating profit**

Income and expenses from associates and joint ventures

**Operating profit and income from associates and joint ventures (specified subtotal)**

Income and expenses from investments

Income and expenses from cash and cash equivalents

**Profit before financing and income tax**

Income and expenses from liabilities that arise from transactions that involve only the raising of finance

Unwinding of discount on provisions

**Profit before tax**

Income tax

**Profit for the year**

Operating

Investing

Financing

*Line items illustrate what is included in each category and do not necessarily denote specified line items. An entity would present line items that provide an understandable overview of the entity's income and expenses. We will discuss illustrative examples at the joint CMAC and GPF meeting in June.*

---

## What is in the operating category?

Includes, **but is not limited to**, income and expenses from an entity's main business activities

Defined as a default—includes income and expenses not classified in other categories

- Works for **different business models**
- A direct definition would require **significant judgement** which may result in operating profit not being comparable
- Avoids creation of a '**non-operating**' **category** that is neither operating, investing or financing, which may be used opportunistically

Includes volatile and unusual income and expenses arising from an entity's operations

- The category is intended to provide a **complete** picture of the entity's operations for the period

---

## What is in the investing category?

- Income and expenses from associates and joint ventures accounted for using the equity method ★
- Income and expenses from assets that generate a return individually and largely independently of other resources held by an entity, including cash and cash equivalents

### Examples (classified in the operating category when investing as a main business activity)

- rental income and remeasurements of investment property
- interest income and fair value changes on financial assets
- dividends and fair value changes on non-consolidated equity investments

★ *Feedback received in targeted outreach will be considered at a future IASB meeting*

---

## What is in the financing category?

All income and expenses from liabilities that involve only the raising of finance

A transaction that involves only the raising of finance is a transaction that involves:

- The receipt by the entity of cash, an entity's own equity instruments or a reduction in a financial liability; and
- The return by the entity of cash or an entity's own equity instruments

For example, typical loan contract involves only the receipt of cash and the return of cash

Interest expense and the effects of changes in interest rates from other liabilities

For other liabilities, including lease liabilities, **interest expense and the effect of changes in interest rates** are classified in the financing category when such amounts are identified applying the requirements of IFRS Accounting Standards (eg IAS 19 or IAS 37)

For example, a lease liability involves the receipt of a right-of-use asset and the return of cash



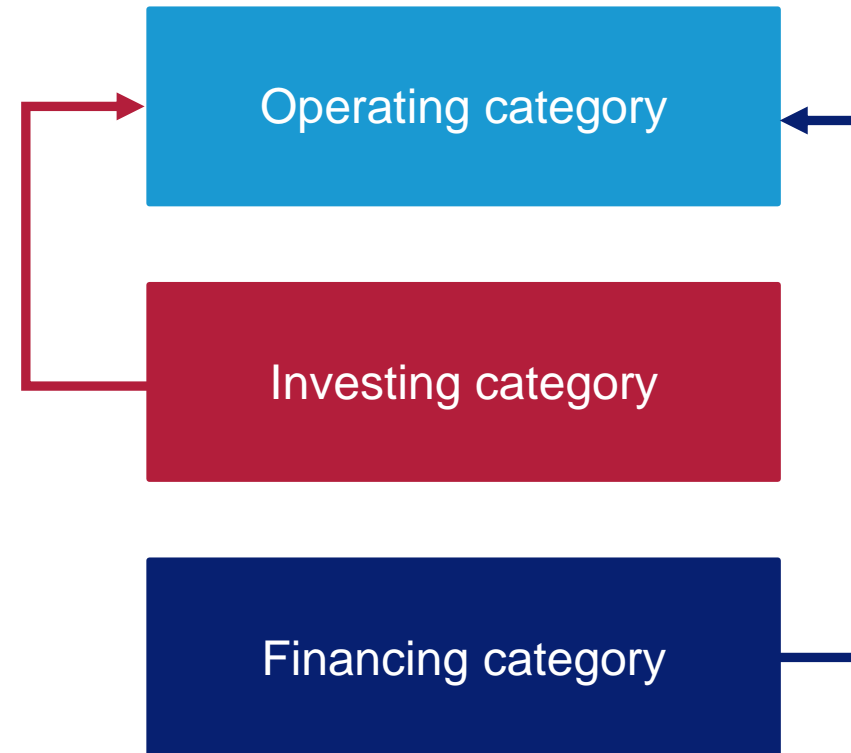
---

## Entities with specified main business activities

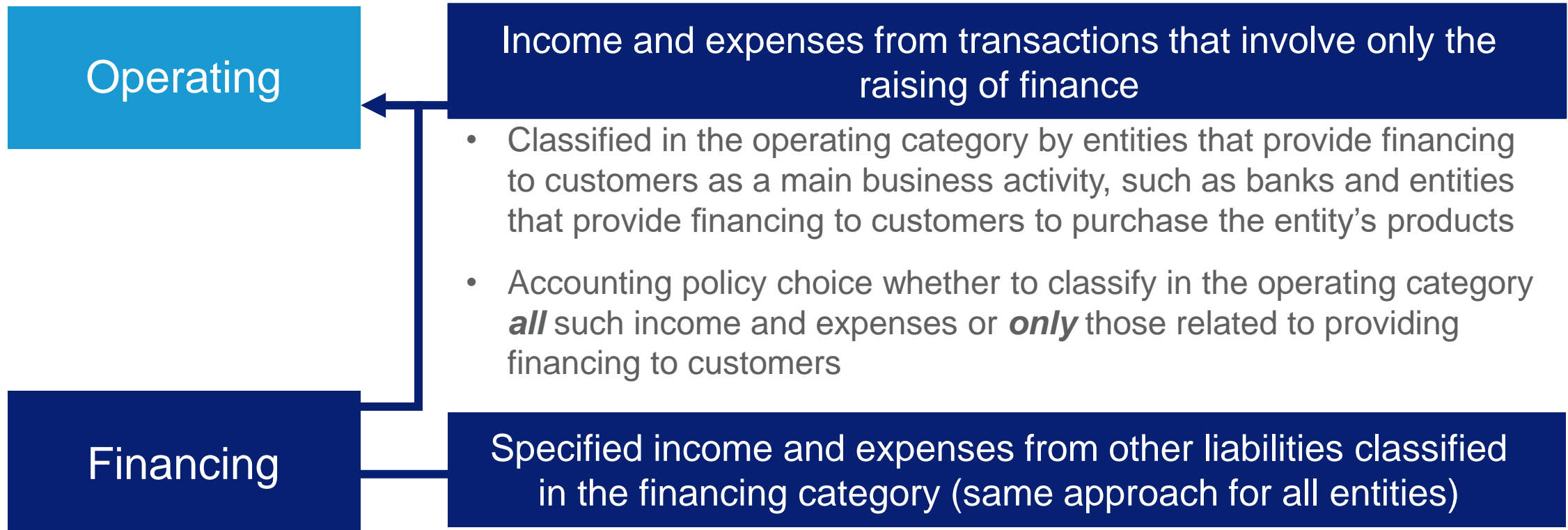
Operating profit is intended to include, but is not limited to, income and expenses from an entity's main business activities



The IASB proposes requirements for some entities, such as banks, to classify income and expenses in the operating category that would otherwise be classified in the investing or financing categories

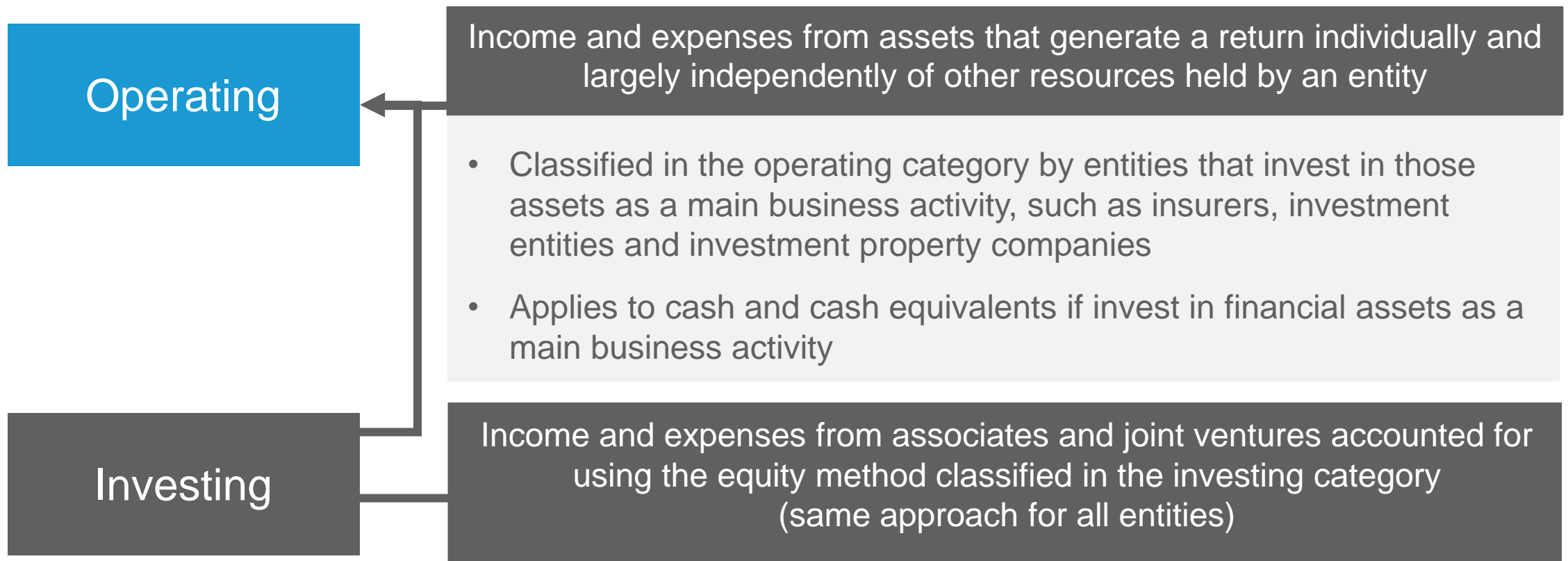


## Entities that provide financing to customers as a main business activity



★ *The accounting policy choice to classify in the operating category either all income and expenses from cash and cash equivalents or the portion related to providing financing to customers will be discussed at a future IASB meeting*

## Entities that invest as a main business activity



# Statement of profit or loss — financing and investing as main business activities

Interest revenue calculated using the effective interest method

Interest expense

---

**Net interest income**

Fee and commission income

Fee and commission expense

---

**Net fee and commission income**

Net trading income

Net investment income, including cash and cash equivalents

Credit impairment losses

Employee benefits expense

Depreciation and amortisation expenses

**Operating profit**

Share of profit or loss of associates and joint ventures

Specified income and expense on other liabilities (incl. interest on lease liabilities)

**Profit before tax**

Income tax

**Profit for the year**

Operating

Non-main Investing and financing

*Line items illustrate what is included in each category and do not necessarily denote specified line items. An entity would present line items that provide an understandable overview of the entity's income and expenses. We will discuss illustrative examples at the joint CMAC and GPF meeting in June.*

# Statement of profit of loss—insurance as a main business activity

Insurance revenue

Insurance service expenses

**Insurance service results**

Interest revenue calculated using the effective interest rate method

Dividends and fair value changes on financial assets

Other impairment losses

Insurance finance expenses

**Net financial result**

Other expenses

Operating profit

Share of profit or loss of associates and joint ventures accounted for using equity method

Profit before financing and income tax

Specified income and expense on other liabilities (incl. interest on lease liabilities)

**Profit before tax**

Income tax

**Profit for the year**

Operating

Investing

Financing

*Line items illustrate what is included in each category and do not necessarily denote specified line items. An entity would present line items that provide an understandable overview of the entity's income and expenses. We will discuss illustrative examples at the joint CMAC and GPF meeting in June.*

## What are MPMs?

### Performance measures

#### Non-Financial performance measures

For Example:

- Number of subscribers
- Customer satisfaction score
- Store surface

#### Financial performance measures

##### (Sub)totals of income and expenses

##### IFRS-Specified

For example:

- Operating profit
- Operating profit before depreciation amortisation and specified impairments

##### **MPMs**

For example:

- Adjusted profit or loss
- Adjusted operating profit
- Adjusted EBITDA

Other measures that are not subtotals of income/expenses

For example:

- Free cash flow
- Return on equity
- Net debt
- Same-store sales

---

## What disclosures will be required for MPMs?

---

### Reconciliation



Reconciliation between MPM and the most directly comparable subtotal or total specified by IFRS Accounting Standards, including the income tax effect and effect on non-controlling interests ★

---

### Why an MPM communicates management's view



Includes an explanation of how the MPM is calculated and how the measure provides useful information about the entity's performance. Explanation should refer to individual reconciling items where necessary

---

### Not necessarily comparable with other entities



A statement that MPM provides management's view of an aspect of the entity's financial performance and is not necessarily comparable with measures provided by other entities

---

### Changes in calculation



Explanation of any changes in how the entity calculates its MPMs or which MPMs it provides ★

---

## Definition of MPMs

Subtotals of income and expenses not specified by IFRS Accounting Standards that:

Are used in public communications outside financial statements (excluding oral communications, transcripts and social media posts)



Communicate management's view of an aspect of an entity's financial performance

Rebuttable presumption that a subtotal used in public communications represents management's view of an aspect of an entity's financial performance—rebutted with reasonable and supportable evidence



The rebuttable presumption is intended to:

- reduce the subjectivity involved in identifying the subtotals that represent management's view; and
- avoid requiring entities to include as management performance measures, subtotals of income and expenses that do not represent management's view of an aspect of the entity's performance



## What might a reconciliation look like?

<b>Adjusted operating profit (MPM)</b>	<b>52,870</b>	<b>Tax</b>	<b>NCI</b>
Restructuring in Country X (incl. in employee benefits)	(5,400)	900	(1,020)
Revenue adjustment (incl. in revenue)	(6,200)	1,550	-
<b>Operating profit (IFRS-specified)</b>	<b>41,270</b>		



**Most directly comparable subtotal/total specified by IFRS Accounting Standards**—can be:

- operating profit, profit before financing and income tax;
- gross profit and subtotals similar to gross profit;
- profit before tax, profit from continuing operations, profit or loss;
- total other comprehensive income, comprehensive income;
- operating profit before depreciation, amortisation and specified impairments
- operating profit and income and expense from investments accounted for using the equity method

Simplified approach to calculating the tax effect ★

★ *To be discussed at a future IASB meeting*

## What will be the disaggregation requirements?

General requirements and specified line items	Roles of the primary financial statements (PFS) and the notes	Principles for aggregation and disaggregation
	Specified line items	Aggregating items and using meaningful labels
Specific requirements	Disclosure of amounts included in each line item of profit or loss for depreciation, amortisation and employee benefits ★	Present operating expenses by nature and by function (mixed presentation permitted)

---

## What would be the general requirements?

---

### Roles of PFS and the notes



- Describe the roles of PFS and the notes and refer to understandability in the description of the role of PFS

---

### Principles for aggregation and disaggregation



- Single dissimilar characteristic can be enough to disaggregate if resulting information is material
- Application guidance on when disaggregation in the notes would result in material information and when disaggregation in the PFS would result in a more understandable overview

---

### Specified line items



- New specified line items, including operating profit, profit before financing and income tax and goodwill in the statement of financial position

---

### Aggregating items and using meaningful labels



- Use meaningful labels – only use the label ‘other’ when unable to find a more informative label
  - Explanation of what is included in an aggregation of varied immaterial items – e.g. amount consists of several unrelated immaterial items with an indication of the nature and amount of the largest item
-

## Disclosure of operating expenses by nature in the notes

The Exposure Draft proposed that an entity that reports expenses by function in the statement of profit or loss discloses in the notes an analysis of total operating expenses by nature



Some respondents (users, standard-setters and accountancy bodies) agreed

Some respondents (preparers and their representative bodies) disagreed



To achieve a more balanced outcome between costs for preparers and benefits for users the IASB has tentatively decided to:

- require an entity to disclose the amounts of depreciation, amortisation and employee benefits included in each function line item in the statement of profit or loss; and
- add an exemption to the general requirement to disaggregate material information that would apply to information about the nature of operating expenses included in a function line item in the statement of profit or loss. Specific disclosure requirements in IFRS Accounting Standards relating to operating expenses would still apply.



 *Aspects of this proposal to be considered at a future IASB meeting*

## Disclosure of operating expenses by nature in the notes









Statement of profit or loss	202X <sup>1</sup>		IASB's tentative decision (illustrating depreciation and employee benefits) <sup>2</sup>	202X <sup>1</sup>
Revenue	3000		<b>Depreciation</b>	<b>(500)</b>
Cost of goods sold	(600)	↘	<i>Cost of goods sold</i>	(250)
<b>Gross profit</b>	<b>2400</b>		<i>Selling expenses</i>	(150)
Other income	500		<i>Research and development expenses</i>	(50)
Selling expenses	(400)	↘	<i>General and administrative expenses</i>	(50)
Research and development expenses	(300)	↘	<b>Employee benefits</b>	<b>(400)</b>
General and administrative expenses	(200)	↘	<i>Cost of goods sold</i>	(200)
Impairment losses on trade receivables	(100)	↘	<i>Selling expenses</i>	(100)
<b>Operating profit (loss)</b>	<b>1900</b>		<i>Research and development expenses</i>	(50)
			<i>General and administrative expenses</i>	(50)


<sup>1</sup> Comparative reporting period not depicted in example for simplification purposes

<sup>2</sup> Amortisation not illustrated. Additional specified nature expenses may be required in the final proposal

## Changes to the statement of cash flows

Operating profit or loss subtotal to be the starting point for the indirect method of reporting cash flows from operating activities

Dividends received 		Investing category 
Dividends paid		Financing category
Interest paid		Financing category 
Interest received		Investing category 

 Classified in a single category (either as operating, investing or financing activities) in the statement of cash flows by an entity with specified main business activities

 *Classification of dividends received from associates and joint ventures accounted for using the equity method to be discussed in a future IASB meeting*

---

## Follow us online

 [ifrs.org](https://www.ifrs.org)

 [@IFRSFoundation](https://twitter.com/IFRSFoundation)

 [IFRS Foundation](https://www.youtube.com/IFRSFoundation)

 [International Accounting  
Standards Board](https://www.linkedin.com/company/ifrs-foundation)